

Daymap Connect is an extension of the Daymap Learning Management System. It is a Parent Portal and combines communication and student management, providing parents with access to key school and student information on their child's learning behaviour, progress and performance.

Accessing Daymap Connect

Daymap Connect can be accessed using a login and password per parent. The easy-to-use system allows parents to access details for all their children enrolled in the school, anywhere and anytime. For parents to have access to this information, an ID verification must be completed.

QParent Account Holders: If you are already a QParents account holder with the school, you will not need to provide any further documentation to access Daymap Connect.

Non-QParent Account Holders: If you are NOT a QParents account holder, you will need to provide 100 points of ID before access is granted. Please contact the school to begin this process.

The Daymap Connect log in screen is shown below. This can be found by using the URL provided below.
<https://thegapshs.eq.daymap.net/daymapConnect/>



The screenshot shows the Daymap Connect login interface. At the top left is the Daymap logo. Below it is a link: "Staff and Students click here for Daymap". There are two input fields: "Username" and "Password". Below these fields is a blue "Sign In" button. At the bottom of the form are two links: "Forgot your password?" and "Can't access your account?".

Once your account has been enabled, you can click [Forgot your password](#) and you will be redirected to a password reset page.

You will need to enter either your email address that is registered at the school.

Once details have been entered, click on **Reset Password**. A username and password will be sent instantly to your email account.

If there is an error, it may mean your account is not enabled. Please contact the school if this

Parent Password Reset

Enter the email address you have registered with the school along with a matching valid student code. A link to set your password will be emailed to you.

Email

Student Code

[Reset Password](#)

[Click here to log on to Daymap Connect](#)

Note: Due to security reasons, Daymap is unable to assist if there is an issue with accessing your account. For assistance, please contact your child's school.

Daymap Connect

Depending on the way your school has configured it, it is possible that not all features will be visible to you. A reduced access mode prevents access to sensitive student information and might be used by the school if you have not completed any required identity checks.

Daymap Connect is navigated via the tabs on the left side of the window to view messages, a calendar of events, school notices and account details.

Schools can customise which tabs are used; therefore, your parent portal may not look exactly like the images below.

Dark/Light Mode

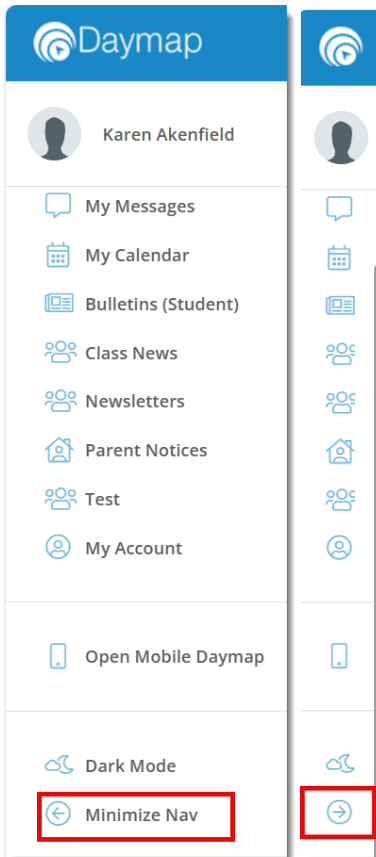
The Parent Portal can be used in dark mode, or light mode. Click on the icon to toggle between modes.

The screenshot displays the Daymap Connect Parent Portal interface. On the left is a navigation sidebar for user Karen Akenfield, with a 'Dark Mode' toggle button highlighted in a red box. The main content area is titled 'My Students' and lists two students:

- Aaron COULTATE:**
 - Late Pass: 1
 - Grade Average: 85
 - Test 154: 94
 - EnglishG: C
 - FrenchE: C
 - Graphic Art: A
 - HistoryS: A
 - MathsH: A
 - Phys. Ed.: C
 - Religious Ed'n.D: B
 - Science: C
 - Buttons: Absence Notification
- Sammy AKENFIELD:**
 - Positive Recognition this term: 1
 - Late Pass: 6
 - Points this term: 1
 - Note Count: 1
 - Grade Average: 73
 - Test 154: 61
 - EnglishG: B
 - FrenchE: B
 - Graphic Art: C
 - GeographyY: A
 - HistoryS: C
 - MathsH: C
 - Phys. Ed.: C
 - Religious Ed'n.D: C
 - Science: A
 - Behaviour Incidents (Term): 1
 - Test indicator: 1
 - Buttons: Absence Notification

Minimizing Nav

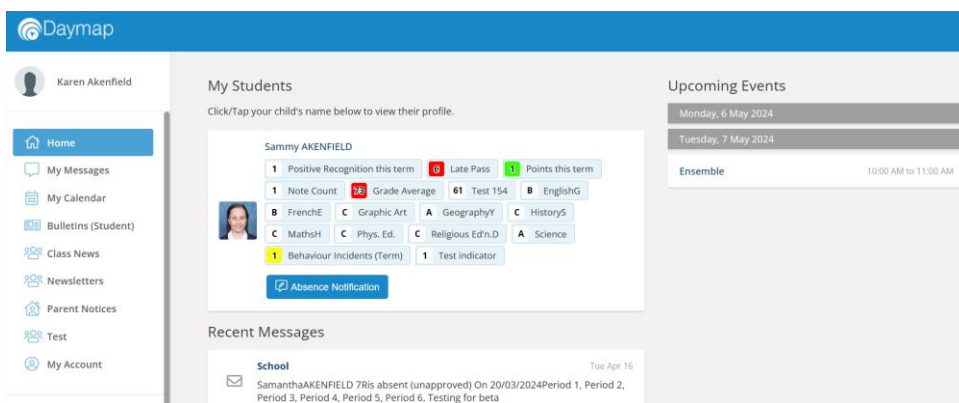
The navigator on the left-hand side of the screen can be maximized or minimized using the **Minimize Nav** button.



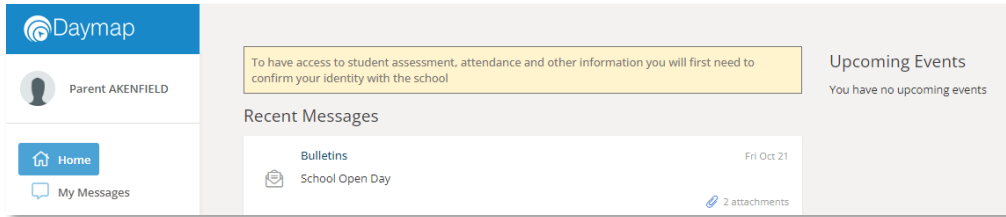
Home Tab

This is the main page of the Parent Portal. On this page you will see recent messages and upcoming events. Click on a student icon to access information specific to each student (please note: if you have reduced access, you will not see or be able to access individual student information.)

Full Access

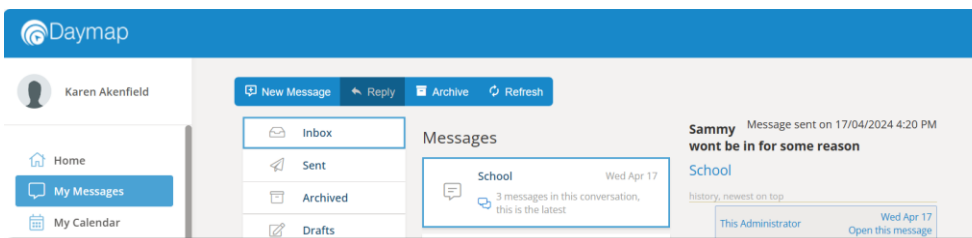


Reduced Access



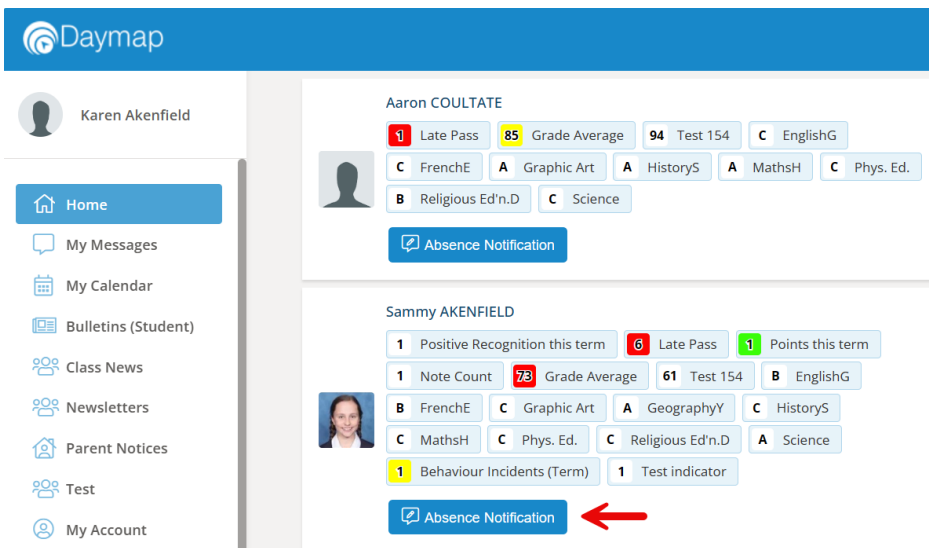
My Messages

This shows all messages received and sent from the parent portal, enabling you to easily contact teachers about any issues of importance: excursions, reminders, personal matters etc. This is a fantastic tool to keep you up to date and aware of what's happening in your child's classroom. You are able to reply to received messages and receive email notifications on unread Daymap messages.



Absence Notifications

This function allows you to notify a student's absence from school. It enables the selection of the relevant student(s), the reason for absence, the date, and any additional notes or necessary attachments, such as a medical certificate.



New Message

Send Save Attach

Absent student(s): 1 selected

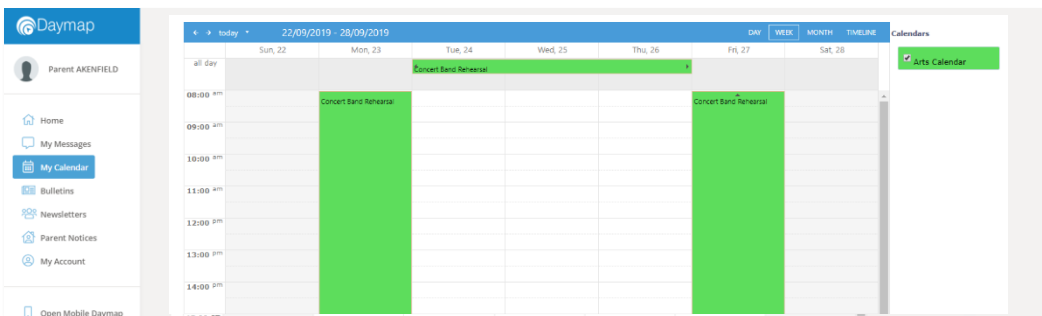
Absent reason (Optional): Select absence reason

Date: 05/01/2024

Absence Notification for School

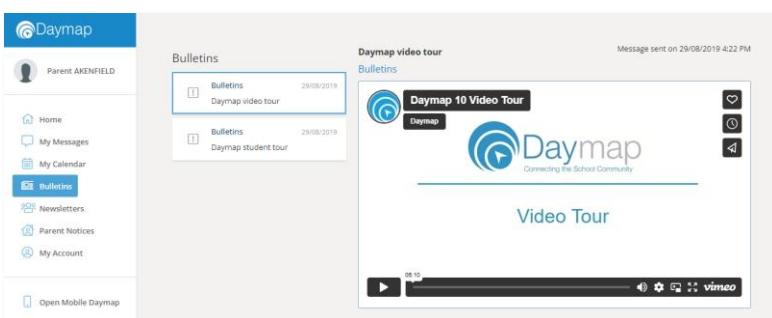
My Calendar

This provides an overview of school and student events, such as upcoming school holidays, excursions and parent teacher interviews. The Calendar can be viewed by Day, Week, Month or Timeline.



Communication Folders

Schools will create Parent Notice folders to meet their needs – you may see one or more tabs for viewing information sent by the school.



My Account

This shows your current contact details, as recorded by the school. Please contact the school to update your details if the information shown here is incorrect.

The screenshot shows the 'My Account' page in the Daymap system. The user is Karen Akenfield. The page displays the following contact details:

- First Name: Karen
- Surname: Akenfield
- Title: [Redacted]
- Home Phone: [Redacted]
- Mobile: [Redacted]
- Business Phone: [Redacted]
- Email: [Redacted]
- Address: [Redacted]
- Town: [Redacted]
- Post Code: [Redacted]
- State: VIC
- Country: Australia

A note at the top of the details section states: "If any of the below details are incorrect or out of date, please report to School Administration". A "Privacy Policy" link is visible at the bottom right of the details section.

Student Profile

From the Daymap Connect home tab, you can click on a child's name to view their student profile which provides more detailed information on their attendance, assessment and details. This assists you to keep track of your child's progress at school.

Home

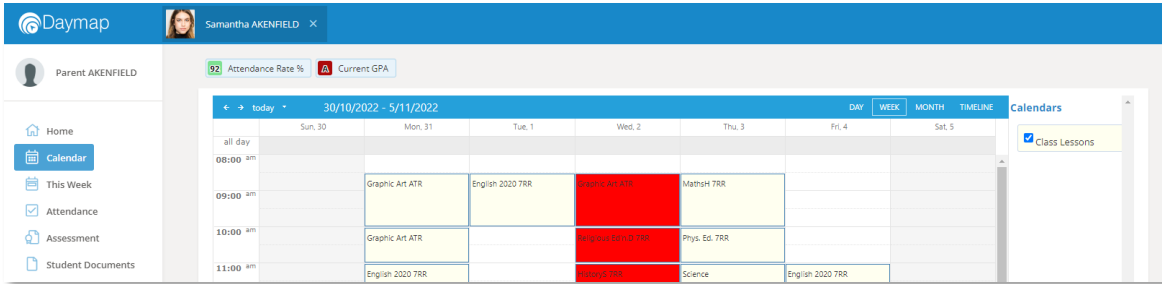
The Home Tab displays a snapshot of student activity tasks and homework and any upcoming events. Student Activity is listed in chronological order, the school determines the types of information they will include here. All tasks and homework are shown with the set and due date. Upcoming events displays your child's timetable for the upcoming week.

The screenshot shows the 'Home' page in the Daymap system for user Karen Akenfield, viewing the profile of Sammy Akenfield. The page displays the following information:

- Student Activity:** Week 14 2024 Semester 1 starting Monday, 29 April 2024. Two entries for "Attendance" are shown, both for "Signed in to Instrumental Music on Apr 30 2024" at 4:27PM and 4:26PM, with a note icon and "Administrator" as the user.
- Tasks and Homework:** "AC Summative" for EnglishG (ENG 7R). Status: "Work has been received". Set on Thu 4 Apr. Due on Fri 17 May.
- Upcoming Events:** "Wednesday, 1 May 2024" with an event "Graphic Art ATR" from 9:00 AM to 9:45 AM.
- Navigation and Summary:** The top navigation bar shows "Sammy AKENFIELD" and a list of subjects: Positive Recognition this term, Late Pass, Points this term, Note Count, Grade Average, Test 154, EnglishG, FrenchE, Graphic Art, GeographyY, HistoryS, MathsH, Phys. Ed., Religious Ed'n.D, Science, and Behaviour Incidents (Term). A "Test indicator" is also present.
- Left Sidebar:** Navigation options include Home, Calendar, This Week, Attendance, Assessment, and Instrumental Music.

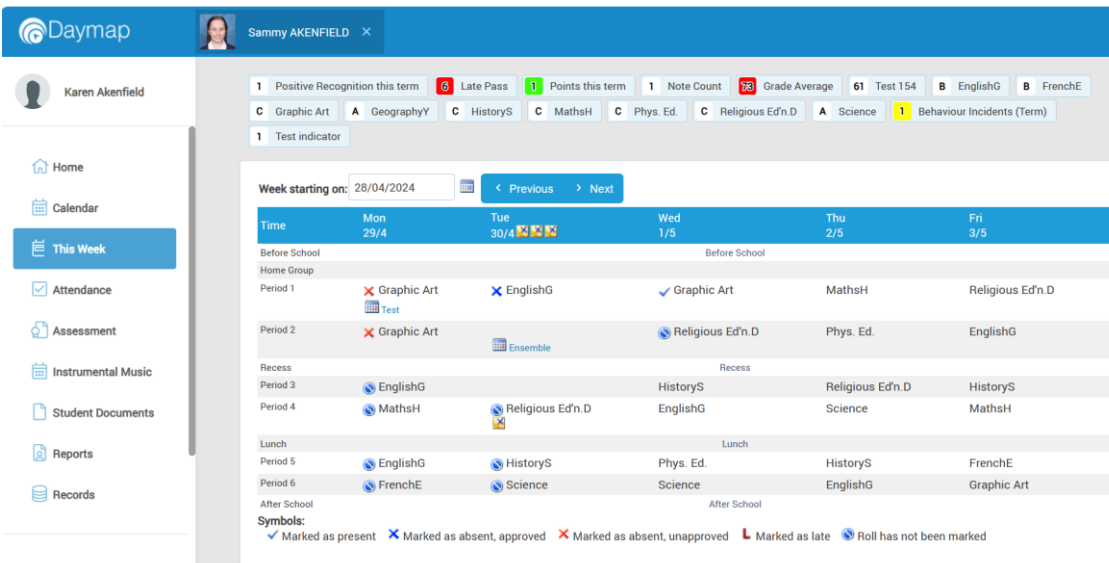
Calendar

This shows a weekly calendar view of the student timetable and any additional events (this may include excursions or whole school activities). Use the checkboxes on the right to filter the items you view when looking at the calendar. The buttons on top of the calendar allow you to change your view from week to month or day.



This Week

This shows your child's timetable and attendance for the week at a glance and in real time. This tab also displays any Assessment Tasks and Homework for the week. Clicking on the homework or task will allow you to view all information and any attachments added.



Attendance

This displays a colour coded Attendance Map, as well as Attendance Rates for the student for each individual class across the school year. Clicking on a particular class under Attendance Rates will show you the reasons for the absences.

The screenshot shows the Daymap interface for a student named Sammy Akenfield. The left sidebar lists navigation options: Home, Calendar, This Week, Attendance (selected), Assessment, Instrumental Music, Student Documents, and Reports. The main content area displays the Attendance Map for the current term, showing a calendar grid from January to May. The map uses color coding: green for Present, red for Unapproved Absence, yellow for Approved Absence, orange for Late, and blue for Roll not marked. Below the map is the Attendance Map Legend. Underneath, the Attendance Rates table is shown:

Class	Code	Teacher	Lessons	Approved	Unapproved	Cancelled	% Attendance	% Unapproved
EnglishG	ENG 7R	Andrew Johnston	75	7	8	0	80%	11%
FrenchE	FRE 7R	Chris Donnelly	23	2	0	0	91%	0%

Assessment

This provides an overview of your child’s assessment. Depending on how your school is using Daymap, you may also see tabs for current tasks, completed tasks, the assessment schedule and course outlines

Progress

This tab shows your child’s progress in each subject.

The screenshot shows the Daymap interface for the Assessment section. The left sidebar is the same as in the Attendance section. The main content area displays the Education Progress Report for the current term. It includes a Summary for 2024 and tabs for Results, Current, Schedule, and Outline. The Results tab is selected, showing a table of assessment tasks for EnglishG:

Task	Due	Weighting	Results
2	27 Mar	0	C
3	27 Mar	1	
3	27 Mar	0	D-
Export test	18 Apr	0	F

Current

This tab shows current assessment information. Clicking on a task will allow you to see all relevant information and attachments.

Schedule

This tab shows all assessment tasks scheduled throughout the year. This can be viewed by class or for all classes. Hover the cursor over the tasks for more information. Clicking on an assessment task will open that assessment tasks information.

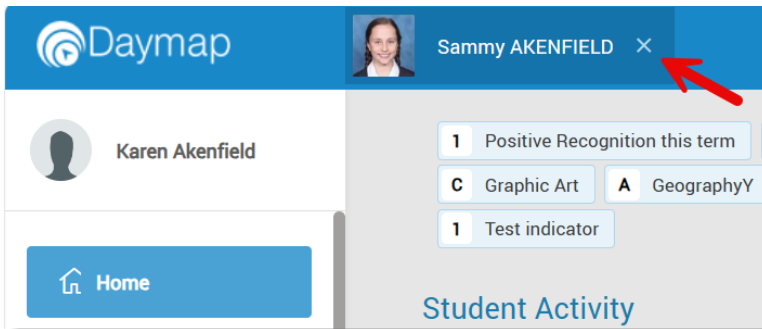
Outline

This tab shows a subject outline for each course your child is studying.

ENG 2020 Course Details	
Course Code	ENG 2020
Course	Introduction to English Literature
Coordinating Unit	English and Creative Writing
Term	Semester 1

Returning to your home page

To get back to your home page, click on the x next to the student.



If you wish to sign out, click on your name and then **Sign Out**.

